



JumpStart Bridge

We will be using the materials from the program used in Kentucky in 2021.

This curriculum has been offered to ACBL for inclusion to their School Bridge Lesson Program options this Fall and will hopefully soon be made an official part of their program offerings.

The Jump Start Youth Bridge curriculum and a free program is already available. School teachers/administrators can request Patty come to their school and:

- Teach them bridge
- Train them how to teach bridge to their students
- Connect them with local bridge players and teachers (as needed or requested)
- Receive all the materials (bridge supplies, Player Workbooks, Instructor Guide, Practice hands and a guided PPT presentation) needed to run a bridge club or class at their school



How Strong is My Hand?

Opener		Responder	
18+ HCP	MAX	13+ HCP	Stro
15-18 HCP	MED	10-12 HCP	Invit

Responding to a Minor

REMEMBER

- Majors → NT → Minors
- "Do the Math" (count your HCP)
- Look at the length (# of cards) in your major and minor suits
- Use the chart on page 22, if needed

4+ Card Major	4+ Card Minor	5+ Card Minor	6+ Card Minor
4-4 or 4-5 5-4 or 5-5 BOTH 4+ & 5+ SINGLE 5+ & 5+	4+ HCP	6-10 HCP 11-12 HCP max 1 Good suit	8+ HCP 10-12 HCP 13+ HCP
FIRST SUIT YOU HAVE A MAJOR FIT		BID SUIT AT 1 LEVEL	
BID 1NT		BID 2NT	
BID 1♣		BID 2♣	
BID 1♦		BID 2♦	
BID 1♥		BID 2♥	
BID 1♠		BID 2♠	
BID 1♣		BID 2♣	
BID 1♦		BID 2♦	
BID 1♥		BID 2♥	
BID 1♠		BID 2♠	

IF NONE OF THE ABOVE, THEN WITH 6-9 HCP → BID 1NT

“DID YOU SAY BRIDGE?” INITIATIVE, LEBANON, KENTUCKY IN JULY 2021

FUNDING FROM SEVERAL SOURCES (Included development of teaching material for School Teachers)

- ACBL Educational Foundation
- Patty Tucker
- Atlanta Junior Bridge
- Marion County School District Professional Development Funds
- St Augustine School
- ACBL (Backpacks and books for children)

PRE-INITIATIVE NUMBERS – July 2021

Lebanon

- 1 teacher at St. Augustine School teaching 8 children once a week
- 3-4 tables of community players once each month

Springfield

- No teachers at St Dominic school
- No organized social bridge

POST-INITIATIVE NUMBERS – November 2021


Lebanon

- 3 teachers at St. Augustine School teaching 35 students once a week (17 classes so far!), plus a second weekly class for the original 8 players.
- 3-4 tables of new community players convene at the library to continue learning and play.

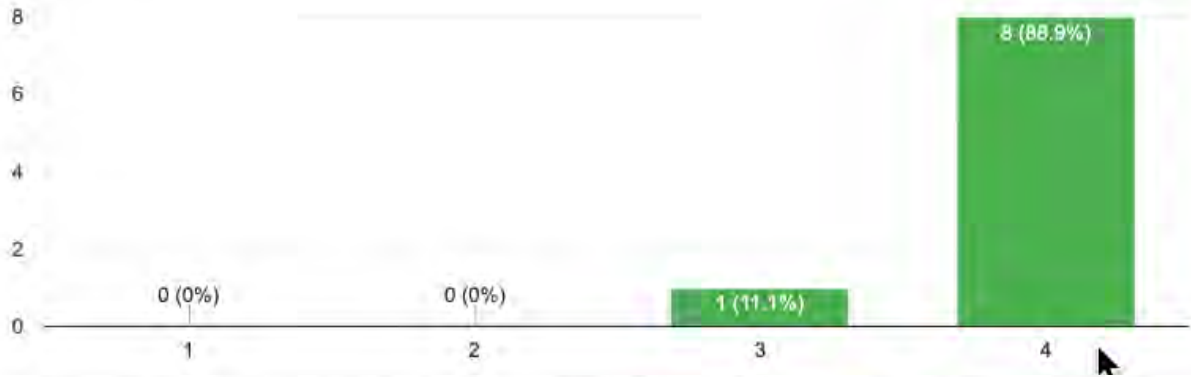
Springfield


- 2 Teachers teaching 8 students once a week
- No uptick in adult players (few attended the Learn Bridge in A Day? ® course)

Did You Say Bridge Teacher Survey


Quantifying the value of a bridge hand, counting cards, considering probabilities and scoring develops math skills. 


9 responses



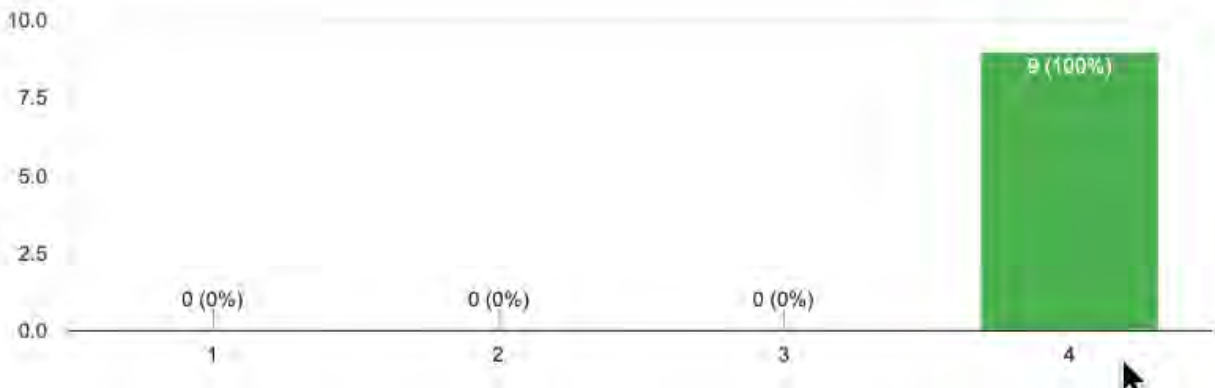
Preparing to play with a partner, bidding and debriefing afterwards develops communication skills. 

9 responses



Deducing the significance of bids and cards played on each trick develops critical thinking. 

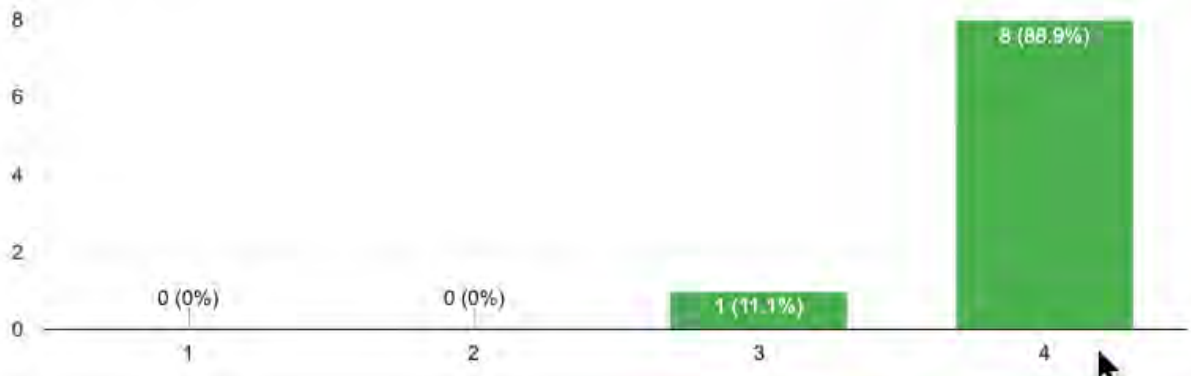
9 responses



Modifying what we intend to bid and play responsive to what other players bid and play develops adaptive skills.

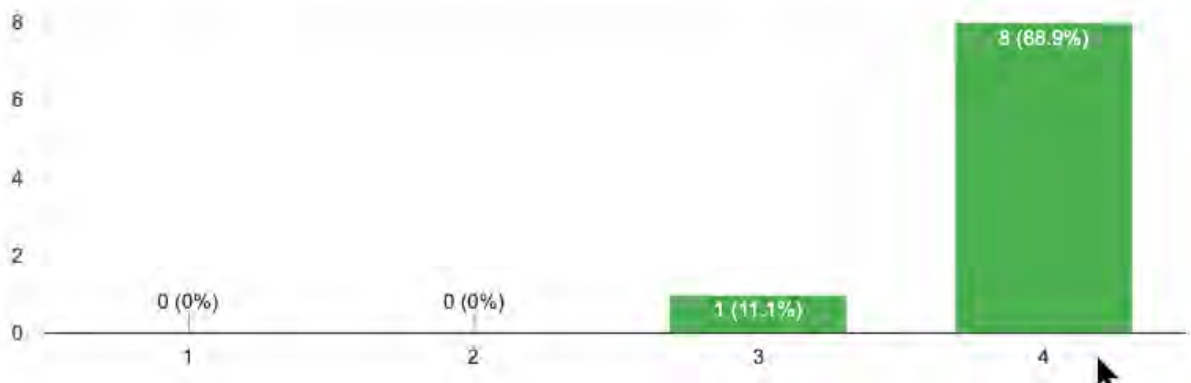


9 responses



Strategizing how to "make" or defeat a contract develops problem solving skills

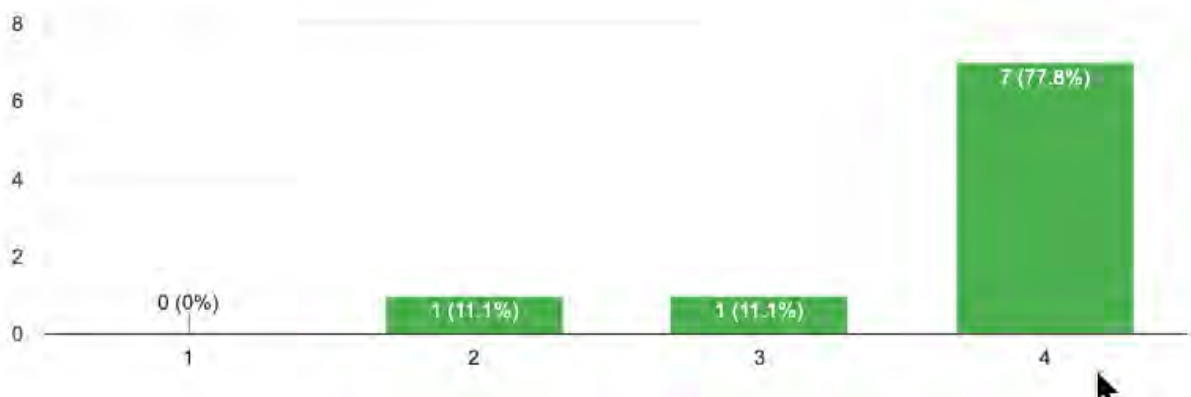
9 responses



I can now play 13 cards in a bridge hand.



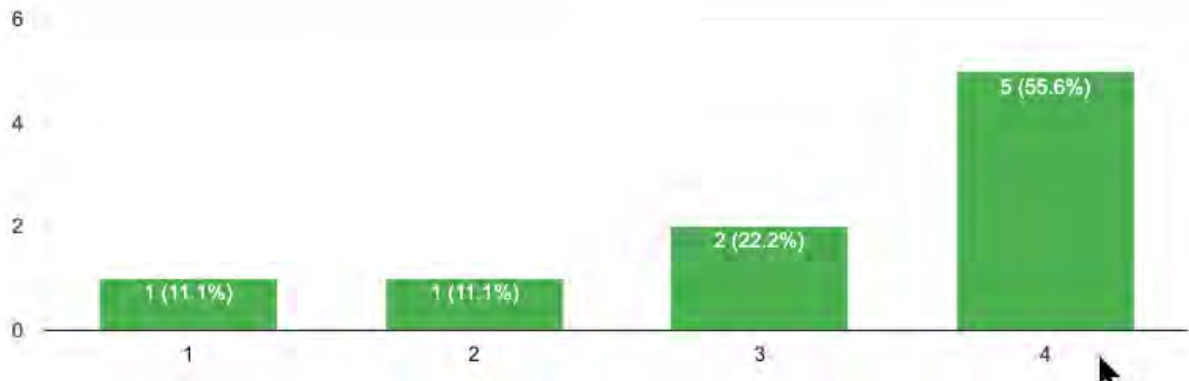
9 responses



I had played one or more card games before this class.



9 responses



What is the most important reason for adding bridge to the activities and/or classes offered by your school?

7 responses

To encourage students to think on their own independently.

Build better problem solvers

It is a fun way to learn a needed skill. Strategic thinking

Develop critical thinking skills

Critical thinking skills (math is a very close second!)

Bonding between the students, socializing, working on their strategizing and mentality

The connection to academic skills

What did you like best about this class?

7 responses

The complexities were presented step by step and we could practice what was presented.

Learning something new and working with my colleagues.

The playing of cards.

Working with colleagues outside the school setting

Other than the card game itself being fun, I liked how it was adapted for us to use in our classrooms and teach the children with it. Plus all the resources were really nice, considering a few of us are planning on using this in our classrooms.

Everything, Honestly. I love playing cards and patty was great!

Learning step by step

What could make this class better?

7 responses

Simplify more. Stick with what beginners essentially need to know. Practice playing more if possible. Over all very well done. Bravo

N/a

Playing more free hands and understanding better the process of bidding and rebidding

More practice on bidding

Honestly, another day would have been nice. I would have liked to have played more just so I could have really learned the game. It's hard to teach it when you don't feel confident in it yourself, but I do appreciate the possible virtual meetings to keep us ahead of the game and to continue the learning!

I honestly can't give you an answer for this.

it was great ! No suggestions



Questions

1. Other students would benefit from this class
2. Bridge is a good way to apply and exercise my math skills
3. Playing bridge with other people is a comfortable way to socialize
4. It would be nice to have the option of playing bridge &/or taking lessons at school
5. I'd like to take another lesson or play another bridge game.
6. I would like to have the option of playing bridge online
7. The class was well organized and got everyone involved

	Disagree	Mildly Disagree	Agree	Strongly Agree
1. Other students would benefit from this class	0	2	5	23
2. Bridge is a good way to apply and exercise my math skills	0	2	14	14
3. Playing bridge with other people is a comfortable way to socialize	0	0	13	17
4. It would be nice to have the option of playing bridge &/or taking lessons at school	0	2	9	18
5. I'd like to take another lesson or play another bridge game.	0	0	6	23
6. I would like to have the option of playing bridge online	21	3	5	0
7. The class was well organized and got everyone involved	1	1	6	21

Note: one survey only completed the first three questions

Other Comments

- *P.S. I'm looking forward to coming next year!*
- *It was fun and I think it would be fun to do yearly.*
- *Along the question of I'd like to take another lesson or play another bridge game. ...they made an additional bullet in the margin that said "A lot Agree" Socializing is a big part of bridge.*

REPORT FROM “DID YOU SAY BRIDGE” LOCAL ORGANIZER

Angela Owen, St. Augustine Bridge Club Coach

- Patty Tucker led this intense five-day summer camp with such skill and expertise that teachers, students, and adults from the community who had never played bridge were soon playing hands and smiling while listening to her teach and demonstrate new strategies of the game.

- The expectations written within the grant pale in comparison to the positive effects that Patty's teaching about the game of bridge has had on this community. Patty's love of people of all ages and her deep knowledge of the game is a rare thing to experience. She is a tribute to the game.

- Six days out and I have had these conversations.
 - Parents:
 - *“How can my child join the St A. Bridge Club?”*
 - *“Is my child too young?”*
 - *“I wish my child would have gone to the bridge camp?”*
 - *“My child loved this camp and came home trying to teach us all!”*
 - Teachers:
 - *“Will you come and help me teach bridge?”*
 - *“. . .I thought it would be another boring workshop, but I love this game!”*
 - *“Thank you for bringing this to our school. It is going to be awesome.”*
 - *“I can see where this would be very beneficial to students.”*
 - *“I will definitely use this in class.”*
 - Community:
 - *“I really enjoyed the day.”*
 - *“I heard about the bridge lesson; wish I could have attended.”*
 - *“I want to start a bridge club will you help me?” What a great thing for our community!”*
 - *“I have been wanting to learn bridge and I could not believe this was coming to our town.”*
 - *“I used to be in bridge tournaments years ago in college. I signed up to help me review my skills.”*

JUMP-START YOUTH BRIDGE INITIATIVE

The proven way to teach bridge to kids is to get schoolteachers, school administrators, parents and the community involved and vested. The elements of creating ongoing engagement demonstrated in Kentucky last summer:

- 1) School teachers actively involved in learning and teaching bridge
- 2) Administrators recognizing the benefits for their students from learning and playing bridge
- 3) Students playing and learning bridge on a regular basis
- 4) Parent involvement as PTO organizers and players
- 5) Community involvement and interest

Atlanta Junior Bridge (AJB) intends to support one event

- Provide all the materials – books, pre-dealt boards (if necessary), posters etc.
- Pay all the travel and lodging expenses

Patty Tucker Responsibilities

- Teach a two-day class for teachers, a two-day camp for young players and a one-day Learn Bridge in A Day?® for the community, which we expect will be used as a fundraiser for the youth portion of this project.
- Patty will not charge for her time and will only be paid for actual expenses incurred on the trip.

Local Area Responsibilities

- Provide a leader for the event who organizes all three classes
- Provide bridge supplies (bidding boxes, pre-dealt hands, tables, etc.)
- Provide snacks, lunch, drinks as necessary and appropriate
- Helpers as needed and appropriate

Grant Criteria

- Strong tie to school administration and/or teachers
- Bridge support system in place (either social, rubber or duplicate)
- Proof/assurance of location for event, funds to advertise and support the event

JUMP-START YOUTH BRIDGE IN YOUR TOWN

Patty Tucker will come to your community to launch the program and provide the materials and her time—at no cost to you.

Patty will:

1. Conduct a 2-day program teaching school teachers how to play and teach bridge.
2. Run a 2-day summer camp for school-age children with your teachers there to observe and assist.
3. Offer a Learn Bridge in A Day?® class to the entire community to raise funds for your youth bridge program.

Funding is limited, if interested please request details and a program application from Patty@BridgeWithPatty.com ASAP.

Jump-start youth bridge in your town, with a program piloted by Patty Tucker last summer in Kentucky.

The program taught:

- 14 teachers how to play and teach bridge (4 are now actively teaching classes).
- 44 kids how to play bridge (43 students are still learning and playing).
- 46 community members how to play (33 completely new to bridge; with a group of 15 now playing weekly at the local library).

**Bring bridge to
your community.
We can help!**

Funding provided, in part, by



*Can you enlist the participation of one or more local schools?
Can you stage follow-on bridge classes and beginner games?
Can you lead Jump-Start Youth Bridge in your community?*

Atlanta Junior Bridge, LLC is a 501(c)3 charitable organization.